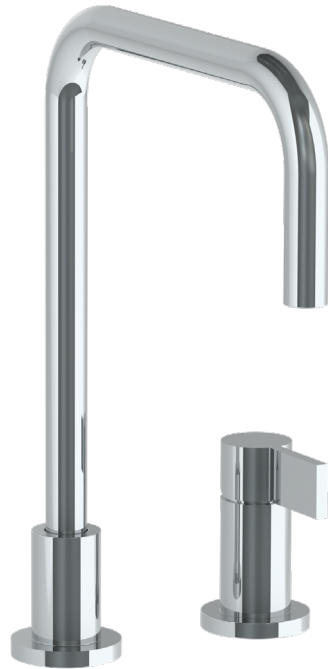


# WATERMARK

BROOKLYN, NEW YORK



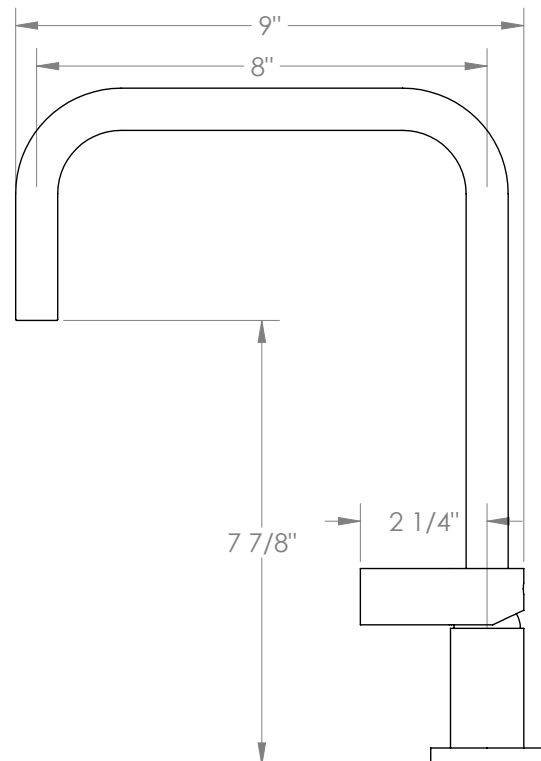
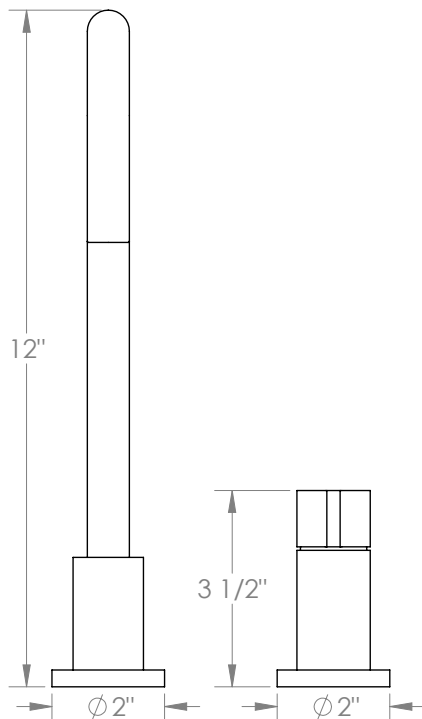
*Blue*

**37-7.1.3-BL4V**

Deck Mounted, Single Handle Faucet

- Fits Deck Up To 2 5/8" Thick
- Recommended Mounting Hole: 1 3/8"
- Flow Rate: 1.75 GPM Max @ 45-80 PSI
- Lead-free brass construction with Fluehs mixer cartridge
- Includes flexible supply hoses for connecting valve to spout and valve to supplies
- 360° swivel spout
- Professional Installation Required

Available in all finishes shown on the [Watermark Designs website](https://www.watermark-designs.com)



Meets the applicable requirements of ASME A112.18.1-2005/CSA B125.1-05, entitled "Plumbing Supply Fittings".

Watermark Designs reserves the right to make revisions without notice to produce specifications. All product dimensions are nominal. **Updated: 10/2025**

350 Dewitt Ave. Brooklyn, NY 11207 USA | T: 1 718 257 2800 | F: 1 718 257 2144 | [customerservice@watermark-designs.com](mailto:customerservice@watermark-designs.com)